



Admissions and Recruitment
 2500 University Drive NW
 Calgary, AB, Canada T2N 1N4
ucalgary.ca/future-students

We are excited for you to join our UCalgary community!


Below are the steps to accept your offer of admission and pay your deposit

Accepting your offer

1. In your Student Centre under the “My Applications” section, click on the “Accept/Decline” link. Please note that if you’ve received an offer to a program that is not your first choice program, you’re able to accept that offer and still be considered for your first-choice provided there is still space in the program at the time you meet the requirements.


For more information on First, Second and alternate offers, see our FAQs:

<https://www.ucalgary.ca/futurestudents/undergraduate/apply/program-choice>



2. After reviewing your offer details, click on the link to “ACCEPT/DECLINE”

Accept Admission



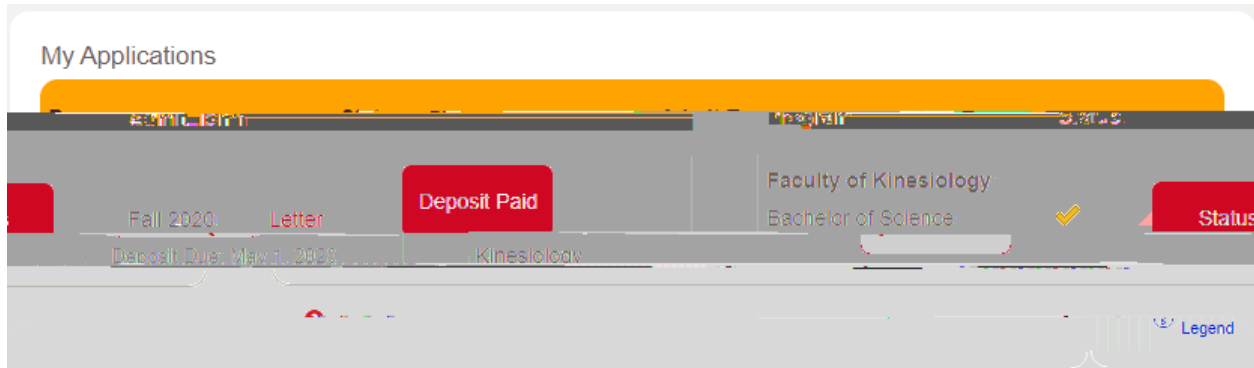
3. Select either “I Accept Admission” or “I Decline Admission”



4. Confirm your acceptance by selecting "Confirm Acceptance"

5. Once you've confirmed your offer of admission, the Accept/Decline link will disappear.

2. To pay your deposit please visit the Office of the Registrar website for details and options about how to pay: ucalgary.ca/registrar/finances/tuition-fees/pay-your-fees
 - a. Online banking is the preferred method of payment if you have a Canadian bank account
 - b. International Funds Transfer is the most efficient payment process if you do not have a Canadian bank account
3. When your deposit is successfully paid, your application section will indicate “Deposit Paid”



4. You can check the status of your payment under the “My Financials” section of your Student Centre. When the payment is received your “Account Summary” will show the \$500 deposit for the fall semester.

Account Summary

| Term | Type | Outstanding Charges |
|-----------|---------|---------------------|
| Fall 2020 | Account | \$-500.00 |